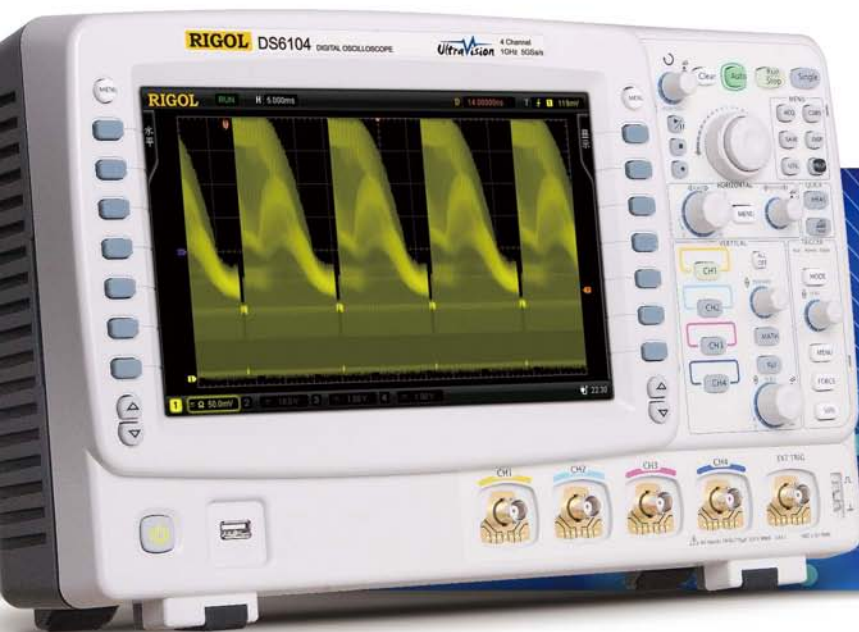




0  
1 **No.3**  
0  
2

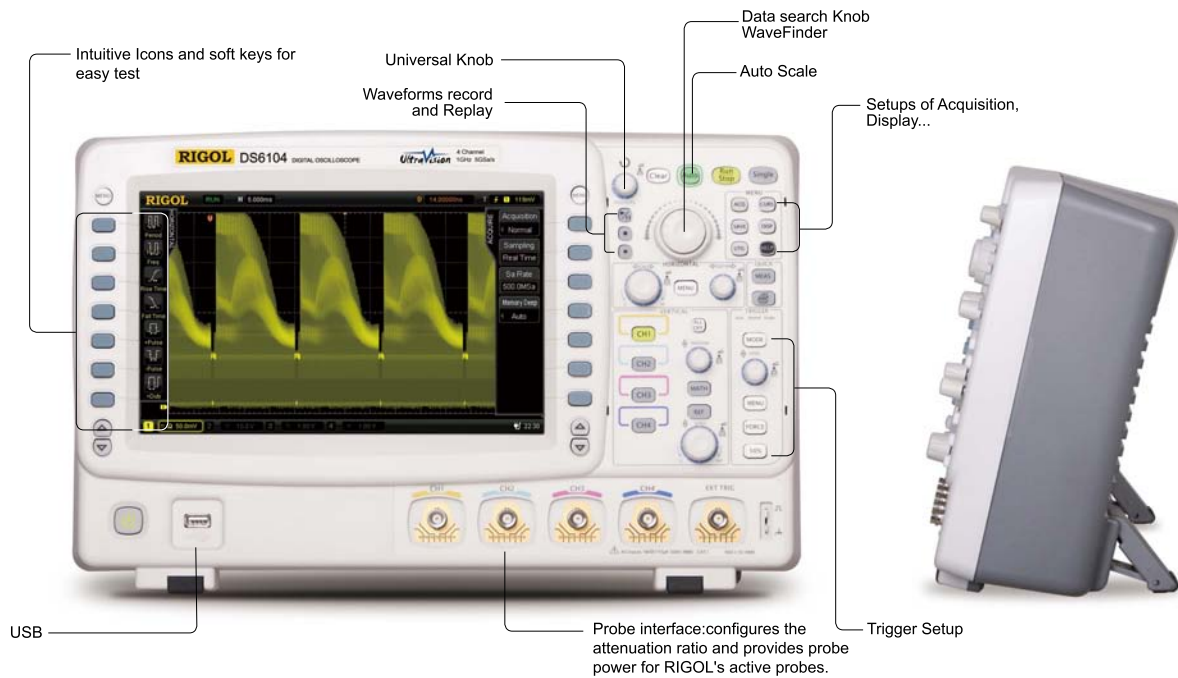


# DS6000 Series Digital Oscilloscope

- Bandwidth 1 GHz, 600 MHz
- Sample Rate Up to 5 GSa/s
- Channels 2 or 4
- Memory 140 Mpts (Standard)
- Capture rate Up to 180,000 waveforms per second
- Waveform recording Up to 180,000 frames
- Innovative "UltraVision" technology
- A variety of Trigger functions and Automatic measurements with statistics
- Support serial bus trigger and decode
- Dedicated data search knob" WaveFinder "
- Complete Connectivity USB,LAN(LXI-C),WVGA ,GPIB(Option)...
- Built-in 1GBytes Flash Memory
- Battery power option

RIGOL DS6000 series is designed to aim at the requirements of the largest digital Oscilloscope market segment from the Communications , Semiconductor, Computing, Aerospace Defense ,Instrumentation, Research/Education ,Industrial Electronics, Consumer Electronics and Automotive industries with its innovative technology, industry leading specifications, powerful trigger functions and broad analysis capabilities.

# DS6000 Series Digital Oscilloscope



Product Dimensions : Width x Height x Depth=399mm x 255.3mm x 123.8mm Weight:5.35 kg(without battery)

## ► Key features of DS6000 series

### 1. Industry-leading specifications

- Up to 1 GHz BW with 5 GSa/s sample rate
- Standard 140 Mpts deep memory
- Up to 180,000 waveforms per second capture rate
- Up to 180,000 frames for waveform record and replay

### 2. Innovative UltraVision technology

- Higher Waveform capture rate
- Deeper Memory
- Real Time waveform record and replay
- Multi-Level intensity grading display



### 3. Broad applications

- A variety of Trigger functions and Automatic measurements with statistics
- Serial bus trigger and decode such as I2C, SPI, RS232, CAN...
- Advanced math function
- Complete Connectivity
- A variety of Probes and accessories

### 4. Attractive profile

- Large display: 10.1 inch WVGA (800x480), LED backlight
- Shallow depth: reduces the space occupied
- Light weight: easy for hand carry even with battery power option

Model	DS6104	DS6102	DS6064	DS6062
Bandwidth	1 GHz	1 GHz	600 MHz	600 MHz
Max. Sample rate	5 GSa/s	5 GSa/s	5 GSa/s	5 GSa/s
Memory(Standard)	140 Mpts	140 Mpts	140 Mpts	140 Mpts
Channels	4	2	4	2
Waveform capture rate	Up to 180,000 waveforms per second			
Frames recorded	Up to 180,000 frames			

## ► Recommended RIGOL probes

Model	Descriptions
RP3500	500MHz Passive Probe (Standard for DS6062,DS6064)
RP5600	600MHz Passive Probe (Standard for DS6102,DS6104)
RP7150	1.5GHz Active Probe (Option for DS6000 series)
RP6150	1.5GHz Passive Probe (Option for DS6000 series)

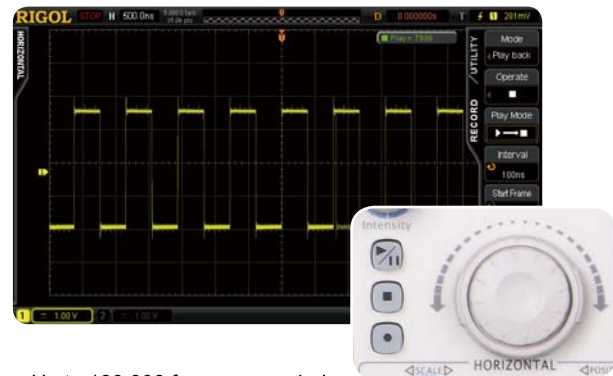
## ► Features and Benefits

UltraVision: Up to 180K Waveforms/s Waveform capture rate



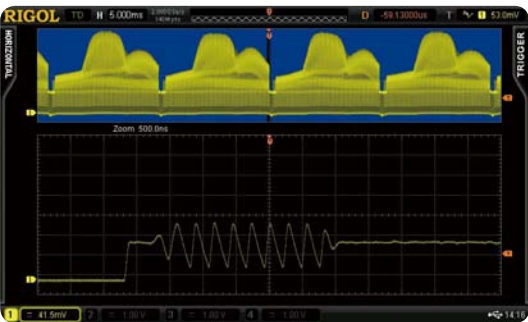
Find the infrequent problem easily

UltraVision: Real time waveform record and replay



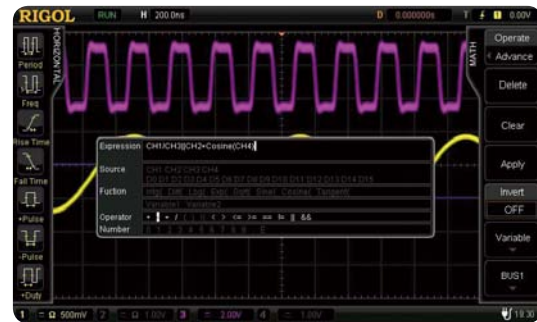
- Up to 180,000 frames recorded
- "WaveFinder"--Dedicated data search knob
- Replay and analyze the recorded waveforms

UltraVision: Deeper Memory with Multi-Level intensity grading display

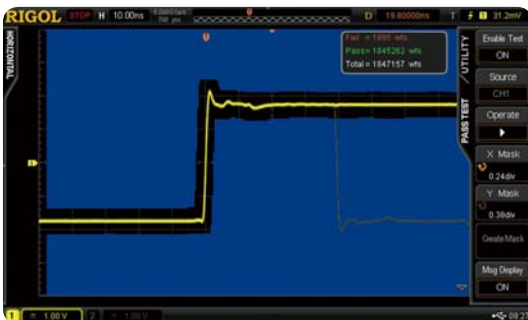


Provide the capability to see both the panorama and detail simultaneously

Advanced math function (user defined)

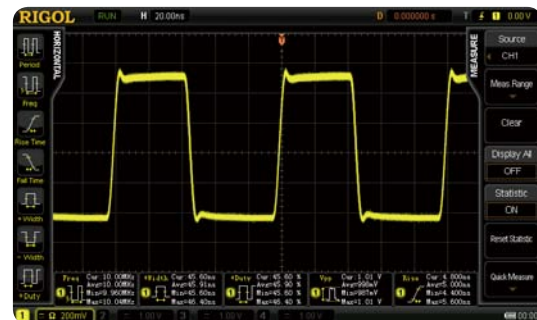


Mask test functions



User defined Mask, Pass/Fail counts, Stop on Fail, Fail Alarm

Automatic measurements with statistics



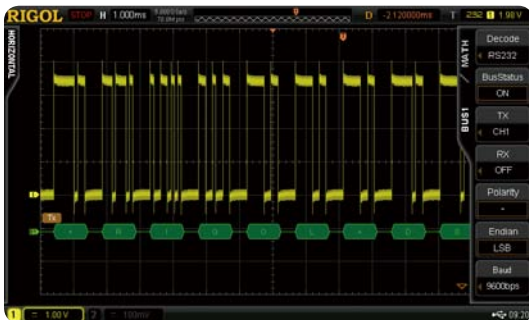
- Automatic measurements for Horizontal and vertical parameters
- Display up to 5 measurement items with statistics simultaneously
- Display all measurement items with the current value in the screen
- Intuitive icon and soft key operation for simplified testing

## Serial bus decoding functions

### I2C Decoding



### RS232/UART



## Complete Connectivity



- External Trigger(Front Panel)
- Trigger output and calibration signal output
- 10MHz In/Out: 10MHz reference clock IN/Out
- VGA: Connect to an external monitor or projector
- LAN: For remote control (LXI-C compliant)
- USB: 2 USB HOST ports and 1 USB DEVICE port provide PC, Flash drive, and printer connectivity
- Supports the optional USB-GPIB adapter

## ► The probes supported by DS6000 series:

Model Number	Attenuation Ratio	Bandwidth	Input R	Max. Input voltage	Recommended applications
RP2200	1:1 or 10:1	1X: DC~7 MHz 10X:DC~150 MHz	1X: 1MΩ ±2% 10X: 10 MΩ±2%	1X: CAT II 150 V AC 10X: CAT II 300V AC	Small signal test (1X) General purpose test
RP3300	1:1 or 10:1	1X: DC~8 MHz 10X:DC~350 MHz	1X: 1 MΩ ±2% 10X: 10 MΩ±2%	1X: CAT II 150 V AC 10X: CAT II 300V AC	Small signal test (1X) General purpose test
RP3500	10:1	DC~500 MHz	10 MΩ±2%	CAT II 300VAC	General purpose test
RP5600	10:1	DC~600 MHz	10 MΩ±2%	CAT II 300VAC	General purpose test
RP6150	10:1	DC~1.5 GHz	500 Ω±10 Ω	CAT I 10VAC	High frequency single ended small signal test
RP1300H	100:1	DC~300 MHz	100 MΩ	CAT I 2000V (DC+AC), CAT II 1500 V (DC+AC)	High voltage test
RP1050H	1000:1	DC~50 MHz	10 MΩ±0.5%	DC: 0~15KV DC AC: pulse <=30 KVp-p AC: sine wave <=10 KVrms	High voltage test
RP7150	10:1	DC~1.5 GHz	Differential mode: 50 kΩ±1% Single ended mode: 37 kΩ±1%	30V Peak, CAT I	Differential /Single ended high frequency signal test

### RP2200 150MHz Passive Probe



### RP3300 350MHz Passive Probe





RP6150 1.5GHz Passive Probe



RP3500 500MHz Passive Probe



RP5600 600MHz Passive Probe



- 600MHz Bandwidth
- 10:1 passive probe
- Shipped with probe positioner and its accessories
- Identified by DS6000 automatically

RP7150 1.5GHz Active Probe



- 1.5GHz Bandwidth
- Active probe supports both differential and single-ended measurements
- Shipped with the browser probe head
- Provides many kinds of probe connection accessories
- Identified by DS6000 automatically

RP1300H 300MHz High Voltage Probe



RP1050H 50MHz High Voltage Probe



## ► Other accessories



ARM option



Optional USB-GPIB adapter for remote control



Rack mount kit option



Battery power option

All the specifications are guaranteed except the parameters marked with "Typical" and the oscilloscope needs to operate for more than 30 minutes under the specified operation temperature.

Sample	
Sample Mode	Real-time Sample, Equivalent Sample
Real Time	5 GSa/s (single-channel)
Sample Rate	2.5 Gsa/s (dual-channel)
Equivalent Sample Rate	100 Gsa/s
Peak Detect	200 ps (single-channel) 400 ps (dual-channel)
Averaging	After all the channels finish N samples at the same time, N can be 2, 4, 8, 16, 32, 64, 128, 256, 512, 1024, 2048, 4096 or 8192.
High Resolution	12 bits of resolution when $\geq 5 \mu\text{s}/\text{div}$ @ 5 GSa/s (or $\geq 10 \mu\text{s}/\text{div}$ @ 2.5 GSa/s).
Memory Depth	single-channel: Auto, 14k pts, 140k pts, 1.4M pts, 14M pts and 140M pts are available dual-channel: Auto, 7k pts, 70k pts, 700k pts, 7M pts and 70M pts are available

Input	
Number of Channels	DS6XX4: four channels DS6XX2: two channels
Input Coupling	DC, AC or GND (Ground)
Input Impedance	(1 M $\Omega$ ±1%)    (14 pF±3 pF) or 50 $\Omega$ ±1.5%
Probe Attenuation Coefficient	0.001X, 0.01X, 0.1X, 1X, 2X, 5X, 10X, 20X, 50X, 100X, 200X, 500X, 1000X
Maximum Input Voltage (1M $\Omega$ )	Maximum Input Voltage of the Analog Channel CAT I 300 Vrms, CAT II 100 Vrms, Transient Overvoltage 1000V pk with RP2200 10:1 probe: CAT II 300 Vrms with RP3300 10:1 probe: CAT II 300 Vrms with RP3500 10:1 probe: CAT II 300 Vrms with RP5600 10:1 probe: CAT II 300 Vrms

Horizontal	
Timebase Scale	DS606X: 1 ns/div to 50 s/div DS610X: 500 ps/div to 50 s/div
Timebase Accuracy	$\leq \pm(15 + 2 \times \text{instrument age in years}) \text{ ppm}$
Delay Range	Pre-trigger (negative delay): $\geq 1$ screen width Post-trigger (positive delay): 1 s to 1000 s
Timebase Mode	Y-T, X-Y, Roll, Time Delayed
Number of XYs	2 simultaneously
Waveform Capture Rate <sup>1</sup>	150,000 wfms (vector display); 180,000 wfms (dots display)

Vertical	
Bandwidth (-3dB)	DS606X: DC to 600 MHz DS610X: DC to 1 GHz
Single-shot Bandwidth	DS606X: DC to 600 MHz DS610X: DC to 1 GHz (each channel)
Vertical Resolution	8bits, two channels sample at the same time
Vertical Scale	2 mV/div to 5 V/div (1 M $\Omega$ ) 2 mV/div to 1 V/div (50 $\Omega$ )
Offset Range	2 mV/div to 120 mV/div: $\pm 1.2\text{V}$ (50 $\Omega$ ) 125 mV/div to 1 V/div: $\pm 12\text{V}$ (50 $\Omega$ ) 2 mV/div to 225 mV/div: $\pm 2\text{V}$ (1M $\Omega$ ) 230 mV/div to 5 V/div: $\pm 40\text{V}$ (1M $\Omega$ )
Bandwidth Limit <sup>2</sup>	20 MHz or 250 MHz
Low Frequency Response (AC Coupling -3dB)	$\leq 5 \text{ Hz}$ (on BNC)
DC Gain Accuracy	$\pm 2\%$ full scale
DC Offset Accuracy	200 mV/div to 5 V/div: 0.1 div $\pm 2 \text{ mV} \pm 0.5\%$ offset value 2 mV/div to 195 mV/div: 0.1 div $\pm 2 \text{ mV} \pm 1.5\%$ offset value
ESD Tolerance	$\pm 2 \text{ kV}$
Channel to Channel Isolation	DC to maximum band width: $>40 \text{ dB}$

Trigger		
Trigger Level Range	Internal	$\pm 6$ div from center screen
	EXT	$\pm 0.8 \text{ V}$
Trigger mode	Auto, Normal, Single	
Holdoff Range	100 ns to 10 s	
High Frequency Rejection <sup>2</sup>	50 kHz	
Low Frequency Rejection <sup>2</sup>	5 kHz	
Edge Trigger		
Edge Type	Rising, Falling, Rising&Falling	
Pulse Trigger		
Pulse Condition	Positive Pulse Width (greater than, lower than, within specific interval) Negative Pulse Width (greater than, lower than, within specific interval)	
Pulse Width Range	4 ns to 4 s	
Slope Trigger		
Slope Condition	Positive Slope (greater than, lower than, within specific interval) Negative Slope (greater than, lower than, within specific interval)	
Time Setting	10 ns to 1 s	

<b>Video Trigger</b>	
Signal Standard	Support standard NTSC, PAL and SECAM broadcasting standards, the range of the number of lines is from 1 to 525 (NTSC) and 1 to 625 (PAL/SECAM)
Line Frequency Range	
<b>Pattern Trigger</b>	
Pattern Setting	H, L, X, Rising Edge, Falling Edge
<b>RS232/UART Trigger</b>	
Trigger Condition	Start, Error, Check Error, Data
Baud Rate	2400bps, 4800bps, 9600bps, 19200bps, 38400bps, 57600bps, 115200bps, User
Data Bits	5 bit, 6 bit, 7 bit, 8 bit
<b>I2C Trigger</b>	
Trigger Condition	Start, Restart, Stop, Missing ACK, Address, Data, A&D
Address Bits	7 bit, 10 bit
Address Range	1 to 127
Data Range	0 to 255
Data Qualifier	Equal to, Greater than, Less than
<b>SPI Trigger</b>	
Trigger Condition	CS, Timeout
Timeout Value	100 ns to 999 ns
Data Bits	4 bit to 32 bit
Data Line Setting	H, L, X
Clock Edge	Rising Edge, Falling Edge
Signal Type	Rx, Tx, CAN_H, CAN_L, Differential
<b>CAN Trigger</b>	
Trigger Condition	SOF, EOF, Frame Type
Baud Rate	10kbps, 20kbps, 33.3kbps, 50kbps, 62.5kbps, 83.3kbps, 100kbps, 125kbps, 250kbps, 500kbps, 800kbps, 1Mbps, User
Sample Point	5% to 95%
Frame Type	Data, Remote, Error, OverLoad
<b>USB Trigger</b>	
Signal Speed	Low Speed, Full Speed
Trigger condition	SOP, EOP, RC, Suspended, Exit Suspended

<b>Measure</b>		
Cursor	Manual Mode	Voltage Deviation between Cursors ( $\Delta V$ )
		Time Deviation between Cursors ( $\Delta T$ )
	Track Mode	Reciprocal of $\Delta T$ (Hz) ( $1/\Delta T$ )
		Voltage and Time Values of the Waveform Point
Auto Mode	Allow to display cursors during auto measurement	
<b>Auto Measurement</b>		
Measurements of Maximum, Minimum, Peak-Peak Value, Top Value, Bottom Value, Amplitude, Average, Mean Square Root, Overshoot, Pre-shoot, Frequency, Period, Rise Time, Fall Time, Positive Pulse Width, Negative Pulse Width, Positive Duty Cycle, Negative Duty Cycle, Delay A~B $\ddagger$ , Delay A~B $\ddagger$ , Phase A~B $\ddagger$ , Phase A~B $\ddagger$		
Number of Measurements	Display 5 measurements at the same time.	
Measurement Range	Screen or cursor.	
Measurement Statistic	Average, Max, Min, Standard Deviation, Number of Measurements	
Frequency Counter	Hardware 6 bits frequency counter (channels available: DS606x, CH1/CH2; DS610x, CH1/CH2/CH3/CH4)	

<b>Math Operation</b>	
Waveform Operation	A+B, A-B, AxB, A/B, FFT, Editable Advanced Operation, Logic Operation
FFT Window Function	Rectangle, Hanning, Blackman, Hamming
FFT Display	Split, Full Screen
FFT Vertical Scale	Linear RMS, dBV RMS
Logic Operation	AND, OR, NOT, XOR
Math Function	Intg, Diff, Log, Exp, Sqrt, Sine, Cosine, Tangent
Number of Buses for Decoding	2
Decoding Type	Parallel(standard),RS232/UART(option), I2C/SPI(option)
<b>Display</b>	
Display Type	10.1 inches (257 mm) TFT LCD display
Display Resolution	800 Horizontal xRGBx480 Vertical Pixel
Display Color	160,000 Color
Persistence Time	Minimum, 1 s, 2 s, 5 s, 10 s, 20 s, Infinite
Display Type	Dots, Vectors
Real-time Clock	Time and Date (user adjustable)
<b>I/O</b>	
Standard Ports	USB device, two USB host ports, LAN, VGA Output, 10 MHz Input/Output, Aux output (TrigOut, Quick Edge, PassFail, Calibration, GND)
Printer Compatibility	PictBridge

## General Specifications

<b>Probe Compensation Output</b>		
Output Voltage <sup>2</sup>	About 3 V, peak-peak	
Frequency <sup>2</sup>	1 kHz	
<b>Power</b>		
Power Voltage	100-120 V/45-440 Hz 100-240 V/45-65 Hz	
Power	Maximum 150W	
Fuse	3 A, T Degree, 250 V	
<b>Environment</b>		
Temperature Range	Operation: 0°C to +50°C Non-Operation: -20°C to +70°C	
Cooling Method	fan cooling	
Humidity Range	Under +35°C: $\leq 90\%$ Relative Humidity +35°C to +50°C: $\leq 60\%$ Relative Humidity	
Altitude	Operation: under 3,000 meters Non-Operation: under 15,000 meters	
<b>Physical Characteristics</b>		
Size <sup>3</sup>	WidthxHeightxDepth = 399.0 mmx255.3 mmx123.8 mm	
Weight <sup>4</sup>	Package Excluded	5.345 $\pm$ 0.2 kg
	Package Included	10.8 $\pm$ 1 kg
<b>Calibration Interval</b>		
The recommended calibration interval period is one year.		
<b>Regulatory Information</b>		
Electromagnetic Compatibility	2004/108/EC Execution standard EN 61326-1:2006 EN 61326-2-1:2006	
Safety	UL 61010-1:2004 ; CAN/CSA-C22.2 NO. 61010-1-2004 ; EN 61010-1:2001 ; IEC 61010-1:2001	

1. Maximum value. In single-channel mode, sine signal with 10 ns horizontal scale, 4 div input amplitude and 10 MHz frequency, edge trigger.

2. Typical.

3. Tilt tabs and handle folded, knob height included, front panel cover excluded.

4. DS1064 model, standard configuration.

► Ordering Information

	Description	Order Number
Model	DS6104 (1 GHz, 4-channel)	DS6104
	DS6102 (1 GHz, dual-channel)	DS6102
	DS6064 (600 MHz, 4-channel)	DS6064
	DS6062 (600 MHz, dual-channel)	DS6062
Standard Accessories	Power Cord conforming to the standard of the country	-
	Front Panel Cover	FPC-DS-6
	USB Data Cable	CB-USB-150
	2 or 4 Passive Probes (600 MHz)	RP5600 (for DS610X)
	2 or 4 Passive Probes (500 MHz)	RP3500 (for DS606X)
	Quick Guide	-
	Resource CD (User's Guide and Application Software)	-
	Optional Accessories	Active Differential Probe (1.5 GHz)
	Passive Probe (1.5 GHz, 500 $\Omega$ Input)	RP6150
	Upgrade RP3500 to RP5600	UP-RP35to56
	11.1 V, 147 Wh Lithium Battery Set	BAT
	USB to GPIB Module	USB-GPIB
	Desk Mount Instrument Arm	ARM
	Rack Mount Kit	RM-DS-6
Decoding Options	RS232/UART Decoding kit	SD-RS232-DS6
	I2C&SPI Decoding Kit	SD-I2C&SPI -DS6

**RIGOL**